

Seminar: Innovative Internet Technologies and Mobile Communications (IITM)

Info Meeting

**Prof. Dr.-Ing. Georg Carle,
Dr.-Ing. Stephan Günther, Benedikt Jaeger**

Friday 15th July, 2022

Chair of Network Architectures and Services
Department of Informatics
Technical University of Munich



Basic Information

Lecturer

- Prof. Dr.-Ing. Georg Carle

Organization

seminar@net.in.tum.de (only use this mail address!)

- Dr.-Ing. Stephan Günther
- Benedikt Jaeger

Overview

- Main Language: English
 - paper and reviews in English
 - talk can be in German or English
- Extent: 2 SWS, (5 ECTS)
 - 5 ECTS · 30 h = 150 h of work expected from you
- Course Type:
 - For B. Sc. Students: Advanced Seminar Course (Seminar)
 - For M. Sc. Students: Master's Seminar (Master-Seminar)

Learning Goals of the Seminar

Scientific research on individual topic

- Supported by your advisor you will survey literature for your topic
- Get used to searching digital libraries

Write a scientific paper

- Learn to write a paper in \LaTeX with a given template
- Document your progress in a provided Git repository
- Follow the rules of good scientific practice

Prepare a scientific talk

- Prepare your slides using `beamerlatex`
- Convert your topic into an interesting talk

Give profound feedback on other seminar papers

- Like in real conferences we do a peer review among all participants
- Learn from your and others' mistakes

Workflow:

- Each participant will work on an individual topic offered by chair members within their research area
- Throughout the seminar you will interact with your advisor(s)
 - discuss topic and content of the paper, discuss paper structure, ask for feedback, . . .
- A finished seminar paper is a good start for a thesis within the corresponding area

Common Meetings:

- **Topic Presentation:**
Kick-off meeting for the seminar. Offered topics are presented to you after which you can give preferences which topic you want to work on.
- **Talks:**
Participants give a talk about their topic. Whole day events for the block seminar, weekly for the seminar.

Seminar Procedure

First version of your paper

- Agree on the content with your advisor
- Use the provided paper template (L^AT_EX)
- Keep in touch with your advisor
- Try to finish in time so your advisor can give you feedback
- Your paper must be 4 pages in IEEE 2-column style (without references)
- Expected language for the paper is English

Present your topic

- German or English
- 20 min talk + 5 min discussion

Peer review

- You have to review two papers of your fellow students
- Reviews are part of your final grade
- Review language is English

Final version of your paper

- Use the received reviews to improve your paper
- You will also receive feedback from the advisor
- If you and your advisor agree → publication in the seminar proceedings

Seminar vs. Block Seminar

Both seminars offer similar topics

→ Check the [proceedings](#)

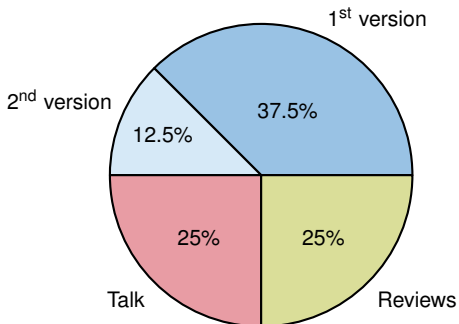
Block Seminar (IN4600)

- Topic presentation: Friday, August 12th, 14:00
 - Soon after the matching
- Seminar paper to be written in lecture free time (fewer weeks until first version)
- Talks as block in the last weeks of the lecture free time (October 13th/ 14th, whole day, 10:00 – 16:00)
- Registration limited to 14 participants

Seminar (IN4595)

- Topic presentation: Friday, October 21st, 14:00
 - At the start of the lecture period
- This is the first week of the semester
- Seminar paper to be written during the semester
- Talks in weekly sessions on Friday, 14:00, starting in January (probably 4 meetings)
- Registration limited to 16 participants

1. Both of your paper submissions, 4 pages in IEEE (50 %)
 - 1st version: 37.5 %
 - 2nd version: 12.5 %
2. Your talk, 20–25 min, following discussion, and feedback (25 %)
3. Your reviews of papers from other seminar participants (25 %)



Grading

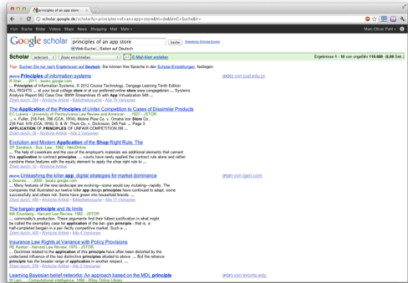
Influencing Factors

- First version of paper must be acceptable
 - Grade worse than 4.0 → disqualification (seminar graded as 5.0)
 - Less than 4 pages in the seminar template → disqualification (not 3.1 pages + empty space, not 5 pages without references)
- Observe the deadlines
 - Advisor meetings are compulsory
 - You are provided with git repositories to check in your work and submissions
 - Hard deadline for each submission
- No submission
 - 1st version of paper → disqualification (seminar graded as 5.0)
 - Other submissions → grade 5.0 for the concerning part
- Write the paper yourself
 - Plagiarism → disqualification (and we will check!)
 - Attempted cheating will be reported to the examination office
 - Summary when and why to cite: [citation guide](#)
 - Regularly push your progress to avoid misunderstandings
- Absence during talks without valid excuse
 - 0.3 degrading per missed talk on your presentation grade
 - Talk graded worse than 4.0 → disqualification (seminar graded as 5.0)

Topic Handling

- You get some literature or hints where to start from your advisor
- This is just to get you started
- Find appropriate (scientific) sources yourself

- scholar.google.com
- acm.org
- ieee.org
- semanticsscholar.org
- Your sources' sources
- ...



TUM provides access to non-free papers via eaccess.ub.tum.de.

Just presenting the given literature is **not** enough

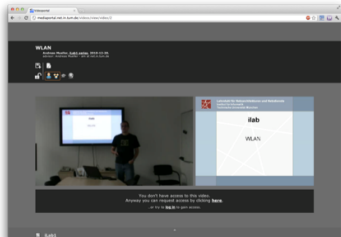
- Advisors create topics within their research context.
 - They have broad knowledge about the context of your seminar topic.
- Your task is to do research and write a scientific text about a specific topic beyond basic lecture content.
 - Your advisor is not responsible for your tasks.
- Adhering to the deadlines is your responsibility.
 - Your advisor will not remind you.
- Advisors will help you if you ask them to.
 - Keeping contact with your advisor allows you to write a much better seminar paper.
- Advisors can give you feedback.
 - Ask for feedback about your first paper version, the peer reviews, your slides for the talk, etc.

- Prepare your talk
 - Finished slides must be discussed with your advisor 1 week before the talk.
 - Advisors may offer the opportunity of rehearsal talks.
- Present your work
 - Scientific talk
 - Present the main results & give an interesting talk
- Session chair for one talk
 - Introduce the speaker
 - Watch the time constraints
 - Try to get the discussion started after the talk (ask at least one question if nobody else does)
- Mandatory attendance in all sessions
 - If you cannot attend for a good reason, contact seminar@net.in.tum.de **in advance**
 - Attending the talks is mandatory for passing the course
(schedule of talks will be published after the first submission)

Talk Procedure

Improving Your Presentations Skills

- You have the chance to get your talk recorded
 - Have a **look at yourself** after the talk!
 - Your talk was great? Share it and show it to your friends
 - You fully control the access! Initially only you can access it
- Get feedback from your colleagues (not graded)
 - Feedback forms to be filled out during the talks



Presentation Feedback Form

Title of presentation: _____

	Very poor / Confusing	Poor	Reasonable / OK	Good / Helpful	Excellent
Presentation Skills					
Style of presentation	○○○○○	○○○○○	○○○○○	○○○○○	○○○○○
Time keeping	○○○○○	○○○○○	○○○○○	○○○○○	○○○○○
Visual aids/props	○○○○○	○○○○○	○○○○○	○○○○○	○○○○○
Use of presentation media	○○○○○	○○○○○	○○○○○	○○○○○	○○○○○
Interaction with audience	○○○○○	○○○○○	○○○○○	○○○○○	○○○○○
Organization and structure					
Structure	○○○○○	○○○○○	○○○○○	○○○○○	○○○○○
Clarity of research question	○○○○○	○○○○○	○○○○○	○○○○○	○○○○○
Clarity of conclusions	○○○○○	○○○○○	○○○○○	○○○○○	○○○○○
Illustrations and examples	○○○○○	○○○○○	○○○○○	○○○○○	○○○○○
Content					
Argumentation	○○○○○	○○○○○	○○○○○	○○○○○	○○○○○
Level of detail	○○○○○	○○○○○	○○○○○	○○○○○	○○○○○
Correctness	○○○○○	○○○○○	○○○○○	○○○○○	○○○○○
Overall quality of the talk	○○○○○	○○○○○	○○○○○	○○○○○	○○○○○

- We give the opportunity to publish your papers!
 - If both you and your advisor agree
 - Proceedings of the last years can be found on www.net.in.tum.de/publications/seminar%20proceedings
- Look at old proceedings
 - Examples of papers we consider "good"
 - Get an idea of the topics we cover
- Best Paper Award (only published papers)
 - We will choose the best paper in each seminar
 - They will receive a certificate and a hardcopy of the proceedings



- Registration is handled centrally on a dedicated web platform
 1. You enter your seminar preferences
 2. We enter our students preferences
 3. The system computes a **student-optimal** matching

More info: docmatching.in.tum.de

- The result of the matching is binding, **you cannot resign** from the course afterwards
 - Only enter courses that you really want to participate in
 - We accept withdrawals only for special reasons (e. g. not getting any of your topic preferences)

Matching Schedule

05.08.2022	Publication of the matching results → you receive a mail from us
12.08.2022	Start of the block seminar with the topic presentation
21.10.2022	Start of the seminar with the topic presentation

Block Seminar	Dates
Topic presentation	August 12, 14:00
Upload paper (1 st version)	September 25
Talks	October 13/ 14, whole day
Upload reviews	tba
Upload paper (2 nd version)	tba

Seminar	Dates
Topic presentation	October 21, 14:00
Upload paper (1 st version)	Before Christmas
Talks	January / February, Fridays 14:00 - 16:00
Upload reviews	tba
Upload paper (2 nd version)	tba

In General, write emails only to
seminar@net.in.tum.de